

**GATES TPU FOOD BELT QUOTE CHECKLIST Z CONVEYOR**

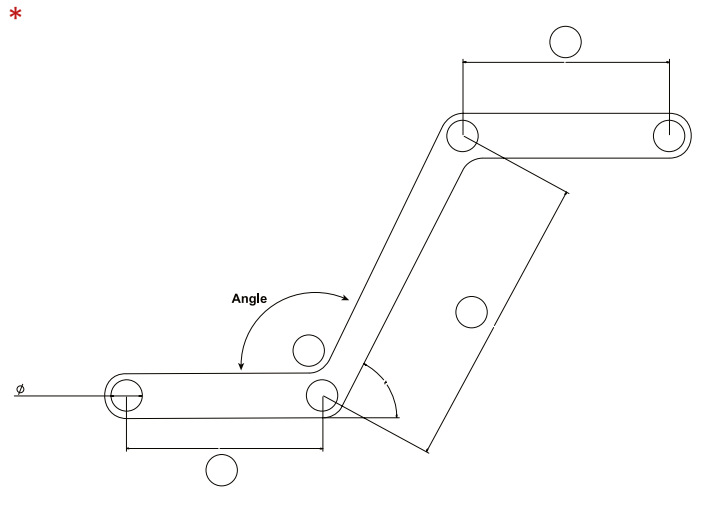
\*Name: \_\_\_\_\_ \*Phone: \_\_\_\_\_ \*Email: \_\_\_\_\_  
 \*Company Name: \_\_\_\_\_ \*Site Location: \_\_\_\_\_

**APPLICATION**

\*Briefly describe what is being conveyed, what type of belt is being replaced.  
 \*Max. Load lbs.  
 \*Load Rate lbs/hr and Conveyor Speed ft/min  
 \*Lb per Cubic Ft. and Depth of Product in

or  
or

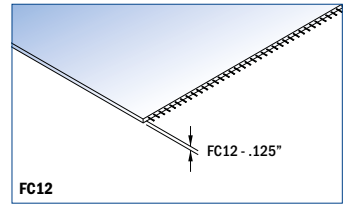
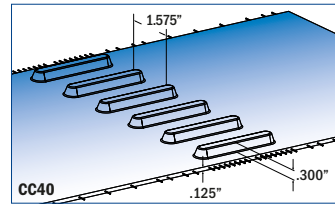
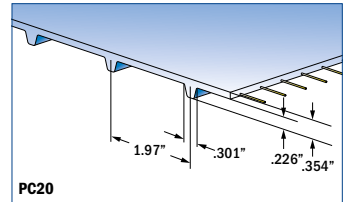
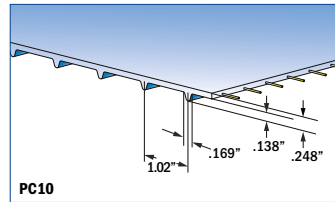
BELT	INPUT
*Belt Pitch/Type	
*Belt Width (in/mm)	
*Belt Length (in/mm)	
*Splice Type	
Mechanical	
Weld	
*Straight Cleats (5mm thick)	
Overall Height	
Spacing	
Offset From Edge (in/mm) / Centered	
*Scoop Cleats (7 mm thick)	
Overall Height	
Spacing	
Offset From Edge (in/mm) / Centered	
*Sidewalls	
Overall Height	
Offset From Edge (in/mm)	
V-Guide	
Type	
Offset From Edge (in/mm) / Centered	



Comments (environment, cleaning protocol, etc.)

SPROCKETS
# of Sprockets
Number of Teeth or Diameter
Bore Type
Dimension (in/mm)
Keyway Dimension (in/mm)
Any Back Idlers
Diameter of Back Bend (in/mm)
Smallest In Conveyor (in/mm)
Drum Motor / Motorized Pulley

Common Pitch Types



CONVEYOR
Drive Type
Bed Type Top
** Carryway Material
Bed Type Return
** Carryway Material
Conveyor Sidewalls/Fenders - Height
*Material
Incline Angle
Angle of Belt Wrap On Drive Pulley
Tensioning Device (Take Up) Avail.
Type
Total Travel
Extended Distance When Center Distance is Measured

**ADDITIONAL INFORMATION**

\*Dry/Wet Application

Outside Sales Contact Info

**GATES TPU**  
 9 Northwestern Drive Salem, NH 03079, U.S.A.  
 Tel. +1 (603) 890-1515. / +1 (800) 394-4844.  
 contact@gates.com  
 www.gates.com/TPU

**Application Engineering**  
 email: slo.apps@gates.com  
 Tel. +1 (800) 505-8494